

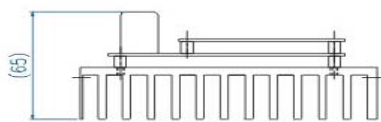
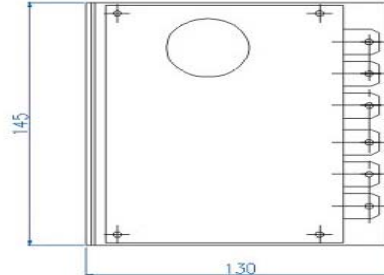
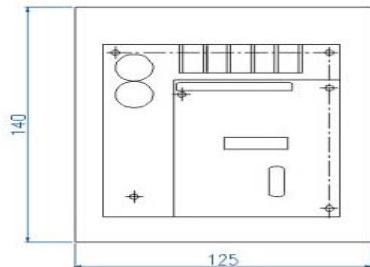


# GTEK AUTOMATION

A Division of Pacific Air Engineering, Inc.

## EXTERNAL DRIVER FOR BRUSH LESS PUMP SERIES

	GED-2425D	GED-430A
Model name		
Control Type	MOSFETs, PWM switching Control	
Applied motor	3 Phases, BLDC (Brush-less) Motor	
Input Voltage	10VDC~30VDC	90VAC~240VAC
Input Current	30A Max.	5A Max.
Capacity	500W	430W
LED lamp	Power, Alarm, Fault	
Features	Current limit, Soft Start, Closed loop RPM control	
	PWM signal / Potentiometer to control speed	
	Hall sensor power provided, On/Off signal provided	
Range of RPM control	500 to 3000 RPM	500 to 3000 RPM
Dimensions	140(L) x 125(W) x 65(H) mm	145(L) x 130(W) x 46(H) mm
Weight	0.8 Kg	0.4 Kg
Temperature Limit	80 °C	80 °C
Operating Amb. Temp	0 ~ 60 °C	0 ~ 50 °C



DC External Driver

AC External Driver

GTEK AUTOMATION

A Division of Pacific Air Engineering, Inc.

26212 Dimension Drive, Suite 150, Lake Forest, CA 92630

Ph. 949-680-4242, Fax. 949-680-4243, Email: Sales@Gtek-Automation.com

Web Site: Gtek-Automation.com